












D.1 PRO

SATURATING WOOD OIL FOR HARDWOODS

Product description	D.1 PRO with added UV inhibitors is an oil which saturates the wood, literally feeding it with oil to replace those lost. Driving out moisture and air, filling the woods pores with oil, it enriches and stabilises to provide long lasting protection to interior and exterior timber. Non-film forming, D.1 PRO enhances the natural beauty of the wood while being easy to maintain, requiring no sanding or stripping.						
Properties	<ul style="list-style-type: none">• High UV resistance.• Ideal for dense, greasy or difficult to impregnate hardwood.• Long lasting natural finish.• Excellent penetration.• Non-film forming.• Mildew resistant finish.• Easy to use. Easy to maintain (no stripping, no sanding).• Allows local touch up.						
Basic uses	<ul style="list-style-type: none">• Exterior and interior use.• Hardwoods: Ipe, Teak, Cumaru, Iroko, Mahogany...• Horizontal and vertical surfaces.• Exterior - Decking, Garden Furniture, Fences, Cladding, Joinery...• Interior - Floors, Stairs, Doors, Windows...						
Technical data	<p>Finish: Matt.</p> <p>Vehicle Type: Alkyd resins.</p> <p>Solvent Type: Solvent.</p> <p>Specific Gravity (at 20°C): 0.850 ± 0.05.</p> <p>Physical State: Liquid.</p> <p>Solid Content: 32 % ± 2.</p> <p>Flash point: > 63°C (closed cup – NF T60-103).</p> <p>Shelf Life: 5 years in original unopened packaging.</p> <p>Container Size: 5L, 20L.</p> <p>Colour:</p> <table border="0"><tr><td></td><td></td><td></td></tr><tr><td>Clear</td><td>Honey gold</td><td>Weathered grey</td></tr></table> <p>Drying time(s): 24 hours depending on temperature and humidity.</p> <p>Setting up time: 1-3 days for putting in to service.</p> <p>VOC: EU limit value for this product (cat. A/f) 700 g/l (2010). This product contains max. 628 g/l.</p>				Clear	Honey gold	Weathered grey
							
Clear	Honey gold	Weathered grey					
Application tools	Brush. Roller. Spray: Airless 35-65 bars (507-942 psi), HVLP.						
Good application practice	Cover everything you do not wish to coat. Apply between 5°C and 35°C. Do not apply in direct sunlight or hot surfaces. Wood surfaces in direct sunlight can reach temperatures of 60°C even when the air temperature is 35°C. Do not apply if cold and/or wet weather is expected within 24 hours. Always work the entire length of a board or piece of wood to a logical break. Never stop application in the middle of a board or piece of wood. Vertical cladding should be coated from top to bottom. After spray application, always back-brush or back-roll to improve penetration and uniformity of coverage. Ensure wood is dry - max 18% moisture content. Do not allow to dry between coats - apply D.1 PRO wet-on-wet.						

<h2>Surface preparation</h2>	<p>General Directions: Surfaces must be clean, dry and free of dirt, grease, grime, mildew and previous coatings. Treat mildew with a 50/50 bleach/water solution. Scrub solution on to surface and allow to stand for 10-15 minutes; rinse thoroughly. After cleaning, allow wood to dry 2-3 good drying days or until it has reached a moisture content of 18% or less before applying D.1 PRO. D.1 PRO may only be applied to bare wood surfaces or a weathered wood surface that was previously finished with D.1 PRO. ALL other finishes must be completely and thoroughly removed. If necessary sand surface after cleaning and/or stripping (80 grit paper).</p> <p>New wood surfaces: New wood surfaces have a hard shiny surface called mill-glaze that prevents maximum penetration and adhesion of any finish, this should be removed to ensure maximum performance the finish. Treat with AQUANETT®* or PREPDECK®* and neutralise with NET-TROL®*. Iroko, Azobe, Padouk: see restrictions.</p> <p>Weathered wood surfaces (untreated): Wood that has weathered longer than 12 months or turned grey should be cleaned with NET-TROL®* to remove all loose wood fibres, dirt and other surface contaminants. If wood is severely contaminated, clean with PREPDECK®* or AQUANETT®* and neutralise with NET-TROL®*.</p> <p>Previously oiled surfaces: All other oils or sealers must be completely and thoroughly removed with AQUANETT®* or PREPDECK®* and the stripped surface neutralised with NET-TROL®*.</p> <p>Previously coated surfaces (paint, stain, varnish...): All previous coatings must be completely and thoroughly removed with DILUNETT®*, PREPDECK®* or CDKP® 90*. Solvent (oil or alkyd based finishes): Strip with DILUNETT®* neutralise with NET-TROL®*. Acrylic finishes - Water-based: Strip with PREPDECK®* neutralise with NET-TROL®*. Other finishes i.e. 2 pack epoxies, urethanes... Strip with CDKP® 90*. Note: Hardwoods inc' exotic hardwoods and woods rich in tannins i.e. Oak, Chestnut, Teak, Ipe, Bangkarai... may darken with AQUANETT®*, PREPDECK®* or DILUNETT®*, neutralising with NET-TROL®* immediately after rinsing will lighten and restore the woods colour.</p> <p>Interior Thoroughly remove any existing coatings with CDKP® 90* or by mechanical abrasion. Sand surface with 80 or 100 grit paper to open the woods' pores. Dust off and wash with Methylated Spirits (Denatured Alcohol), Acetone or similar (NOT White Spirit) to degrease the surface. Allow to dry.</p>
<h2>Application</h2>	<p>Shake or stir can well before use. Start by applying a 1st liberal application of D.1 PRO to an area that can be treated in 15 minutes and allow to penetrate (normally 15-30 minutes). Apply a 2nd application as soon as the first has penetrated and allow to penetrate. Continue this "wet-on-wet" application of D.1 PRO until wood is saturated i.e. will accept no more oil. Leave final application 20-30 minutes then brush out or wipe up excess product that has not penetrated to avoid shiny spots. Do not allow D.1 PRO to become Touch Dry or Dry between applications. Note: D.1 PRO is not a surface coating, its place is in the wood not on the surface. D.1 PRO protects by penetrating the wood, providing a rich matt finish.</p>
<h2>Coverage</h2>	<p>Initial: 1 to 4 m² per litre. Maintenance: 8 to 12 m² per litre. Actual coverage will vary depending on application method, type, texture, age and porosity of the wood.</p>
<h2>Maintenance</h2>	<p>D.1 PRO will gradually lighten over time due to exposure to the sun and UV rays. Maintenance is due when the finish has severely faded. Surfaces with harsh exposure to the sun, weather and foot traffic will show wear more quickly than other areas. Areas retaining good colour do not need re-treating. Clean surface with NET-TROL®*. Re-apply D.1 PRO as directed under "Application".</p>
<h2>Restrictions</h2>	<p>The tannins and natural oils in wood such as Iroko, Azobe, Padouk impede the penetration and drying of finishes. These wood species should be thoroughly prepared or allowed to weather for 12 months before applying D.1 PRO. Contact us for preparation advice. Plywood - Contact us.</p>
<h2>Clean-up</h2>	<p>Clean all tools and equipment with white spirit whilst still wet. If allowed to dry remove with paint stripper. Any rags etc soaked in D.1 PRO may spontaneously catch fire if improperly discarded. Rags etc must be saturated with water or placed in a sealed water filled container and disposed of according to local regulations.</p>
<h2>Storage</h2>	<p>Left over D.1 PRO should be transferred to a smaller, airtight, closed metal or glass container. Keep from freezing and high temperatures.</p>
<h2>General information</h2>	<p>Every care is taken to ensure that the information provided in this technical data sheet is accurate. OWATROL International is unable to guarantee results as we have no control over the conditions under which our products are applied. For further advice and information please contact our technical department by email at info@owatrol.com or the local OWATROL Agent for your country. The information above is correct at the date of issue. All other OWATROL products named in this document should be used as per label instructions and the technical data sheet.</p>
<h2>Safety</h2>	<p>Refer to the safety data sheet (MSDS) available at www.owatrol.pro and text on the packaging. Keep out of the reach of children.</p>
<h2>Issue date</h2>	<p>January 2014.</p>

* Same manufacturer